

Singer 67-1

PRICE LIST
OF
PARTS

FOR

No. 67-1

MACHINE

The Singer Manufacturing Company

From the library of: Diamond Needle Corp

INDEX.

	PAGE
Accessories	14
Bobbin Winder (Hand)	14
No. 67-1 Machine	4
Numerical List	15

LIST OF PARTS

FOR

No. 67-1 MACHINE

In ordering from this list, use **ONLY** the **PART** number in the **FIRST** column.

The number stamped on Sewing Machine parts is in every case the number of the single part only.

Every combination of parts sent out as such has its specific number, which, although not stamped on the parts, must be used when ordering the combination.

Each number always indicates the **SAME PART** in whatever list it appears, or for whatever machine.

The letters after some of the numbers indicate the style of finish only, as follows:

- A. Hardened, Polished and Plated.
- B. Polished and Plated.
- C. Hardened only.
- D. Polished “
- E. Soft, not polished.

These letters **MUST BE USED** when they appear in the list, and **AFTER** the number, as in the list.

In this series

1 to 1500 are Screw Numbers.

1501 “ 1800 “ Nut “

1801 “ 2000 “ Roller “

2001 and upward are numbers of Machine Parts.

The figures in the second column refer only to the plates illustrating the parts, and are **NOT TO BE USED** in ordering.

Parts marked with an asterisk (*) are furnished only when repairs are made at factory.

LIST OF PARTS COMPLETE FOR
No. 67-1 MACHINE

FOR STITCHING CARRIAGE DASHES AND FENDERS.

Independent Upper and Under Feeds, Oscillating Shuttle; Can be Driven Either by Hand or Mechanical Power; Needle Plates Are Adjustable for Panel or Raised Work Without Removing Screws; Feed Surfaces Smooth and Cannot Mar the Work.

No.	Plate	Name	Each
*21751	—	Arm, upper and lower (solid).....	\$ —
21752	4500	" Shaft (horizontal, lower).....	5 00
21753	4501	" " " " Bushing (back).....	2 00
968c	4525	Arm Shaft (horizontal, lower) Bushing (back) Set Screw.....	08
21754	4502	Arm Shaft (horizontal, lower) End Bearing with 11119.....	1 75
9046	4519	Arm Shaft (horizontal, lower) End Bearing Dowel Pin.....	05
123E	4526	Arm Shaft (horizontal, lower) End Bearing Screw.....	06
21755	4501	Arm Shaft (horizontal, lower) Gear with 485c.....	2 00
25303	4507	Arm Shaft (horizontal, lower) Gear Ball, size 1/4 in.....	08
8012	4519	Arm Shaft (horizontal, lower) Gear Pin	01
435c	4507	" " " " " Set Screw.....	04
11119	4519	Arm Shaft (horizontal, lower) Oil Tube (back) with 29599.....	06
11119	4519	Arm Shaft (horizontal, lower) Oil Tube (front) with 29599.....	06
18130	4519	Arm Shaft (horizontal, lower) Oil Tube (intermediate) with 29599.....	06
29599	4519	Arm Shaft (horizontal, lower) Oil Tube Packing (felt)..... per 100..	25
21756	4500	Arm Shaft (horizontal, upper).....	5 00
21757	4501	" " " " Bushing (back).....	2 00
968c	4525	Arm Shaft (horizontal, upper) Bushing (back) Set Screw.....	08
21758	4501	Arm Shaft (horizontal, upper) Gear with 446c.....	2 00
3012	4519	Arm Shaft (horizontal, upper) Gear Pin.	01
446c	4507	" " " " " Set Screw.....	08
11119	4519	Arm Shaft (horizontal, upper) Oil Tube (back) with 29599.....	06

No. 67-1 Machine Parts.

No.	Plate	Name	Each
11119	4519	Arm Shaft (horizontal, upper) Oil Tube (front) with 29599.....	\$ 06
18130	4519	Arm Shaft (horizontal, upper) Oil Tube (intermediate) with 29599.....	06
29599	4519	Arm Shaft (horizontal, upper) Oil Tube Packing (felt)..... per 100..	25
21759	4502	Arm Shaft (upright).....	1 50
*21760	—	" " " Bracket (lower).....	50
21877	4501	" " " " " 21760 with 21761 and two each 123E and 2049...	90
*21761	—	Arm Shaft (upright) Bracket (lower) Cap.	25
2049	4519	" " " " " " Dowel Pin.....	01
123E	4526	Arm Shaft (upright) Bracket (lower) Cap Screw.....	06
2049	4519	Arm Shaft (upright) Bracket (lower) Dowel Pin.....	01
123E	4526	Arm Shaft (upright) Bracket (lower) Screw	06
*21762	—	" " " " (upper).....	50
21878	4501	" " " " " 21762 with 21763 and two each 123E and 2049...	90
*21763	—	Arm Shaft (upright) Bracket (upper) Cap.	25
2049	4519	" " " " " " Dowel Pin.....	01
123E	4526	Arm Shaft (upright) Bracket (upper) Cap Screw.....	06
2049	4519	Arm Shaft (upright) Bracket (upper) Dowel Pin.....	01
123E	4526	Arm Shaft (upright) Bracket (upper) Screw	06
21764	4515	" " " Collar with two 448c..	40
448c	4515	" " " " Set Screw.....	03
21765	4516	" " " Gear (lower) with 446c	2 00
21766	4502	" " " " " Cover	50
389	4520	" " " " " " Screw.....	04
3012	4519	Arm Shaft (upright) Gear (lower) Pin.....	01
446c	4507	" " " " " Set Screw	08
21767	4516	" " " " (upper) with 446c	2 00
21768	4502	" " " " " Cover	40
389	4520	" " " " " " Screw.....	04
3012	4519	Arm Shaft (upright) Gear (upper) Pin.....	01
446c	4507	" " " " " Set Screw	08
8708	4519	" Spool Pin.....	05
21769	4500	Dash Support (wood).....	80
21770	4500	" " Arm.....	75
16D	4526	" " " Screw.....	20
1596D	4509	" " " " Nut.....	06
2023	4519	" " " Stop Pin.....	01
21771	4500	" " Bracket (back).....	25
21772	4500	" " (front).....	25
16D	4526	" " " Hinge Screw.....	20

From the library of: Diamond Needle Corp

6 No. 67-1 Machine Parts.			
No.	Plate	Name	Each
21773	—	Dash Support complete, Nos. 21769, 21771, 21772, two each 16d, 1596d, 2022, 21770 and four wood screws 1 in. No. 16.....	\$3 00
21774	4502	Driving Attachment Lever.....	1 00
1804c	4526	" " " Adjusting Screw	06
1518c	4509	" " " " "	"
		Nut.....	05
21775	4502	Driving Attachment Lever Bracket.....	1 25
8999	4519	" " " Dowel Pin.....	05
388D	4525	Driving Attachment Lever Bracket Screw	10
21776	4500	" " " Connecting Rod.....	75
21777	4505	Driving Attachment Lever Connecting Rod Bell Crank.....	40
21778	4505	Driving Attachment Lever Connecting Rod Bell Crank Bracket.....	40
123E	4526	Driving Attachment Lever Connecting Rod Bell Crank Bracket Screw.....	06
8586	4519	Driving Attachment Lever Connecting Rod Bell Crank Hinge Pin.....	06
21779	4507	Driving Attachment Lever Connecting Rod Collar with two 453c.....	30
453c	4507	Driving Attachment Lever Connecting Rod Collar Set Screw.....	02
11033	4505	Driving Attachment Lever Connecting Rod Spring.....	15
9281	4507	Driving Attachment Lever Connecting Rod Spring Washer.....	01
1306E	4525	Driving Attachment Lever Hinge Screw...	55
21780	4507	" " " Plug (wood)...	01
27639	4502	" " " Pitman Rod (lower)...	05
14707	4502	" " " " (upper)...	05
9079	4502	" " " " Clamp with 354c.....	12
854c	4525	Driving Attachment Pitman Rod Clamp Screw.....	06
14708	4502	Driving Attachment Pitman complete, Nos. 9079, 14707 and 27639.....	22
21781	4500	Driving Attachment Treadle with 342d, 9842 and 21782.....	2 50
21782	4518	Driving Attachment Treadle Eyelet.....	20
342D	4518	" " " " Screw	08
9842	4518	" " " " " Washer.....	02
21783	4505	Driving Attachment Treadle Hinge Stud..	1 50
1672c	4526	" " " " " Nut.....	12
21784	4507	Driving Attachment Treadle Hinge Stud Nut Washer.....	20
8999	4519	Driving Attachment Treadle Pin.....	05
21785	4507	" " " " Washer.....	20

7 No. 67-1 Machine Parts.			
No.	Plate	Name	Each
*21786	—	Feed (lower) Cam.....	\$ —
*21787	—	" " " Body.....	—
129c	4503	" " " " Set Screw.....	04
21788	4503	" " " " Pressure Spring.....	05
21789	4503	" " " " " Cap	10
401D	4503	" " " " " " Screw.....	02.
21790	4503	Feed (lower) Cam (adjustable) complete, Nos. 401d, 1106c, 21786 to 21789 and two 129c.....	10 00
21791	4502	Feed (lower) Lever.....	10 00
21792	4502	" " " " Cover (lower).....	40
389	4520	" " " " " Screw...	04
21793	4502	" " " " " (upper).....	30
389	4520	" " " " " " Screw..	04
21794	4503	" " " " " Slide Block.....	60
1307	4508	" " " " " " Screw Stud	20
21795	4503	" " " " " " " " Washer.....	20
21796	4503	Feed (lower) Lifting Cam with two 446c...	2 50
446c	4507	" " " " " Set Screw.....	03
1106c	4503	" " " " " Regulating Screw.....	18
21797	4508	" (upper) Bar.....	5 00
21798	4508	" " " " " Connecting Link.....	2 00
25	4526	" " " " " " Hinge Screw.....	15
21799	4508	Feed (upper) Bar Hinge Bracket with 145.	3 00
145	4517	" " " " " " Adjusting Screw.....	04
21800	4504	Feed (upper) Cam and Hand Wheel with two 445c.....	4 00
445c	4509	Feed (upper) Cam and Hand Wheel Set Screw.....	03
21801	4509	Feed (upper) Regulator with 446c.....	2 50
1308c	4509	" " " " " Adjusting Screw..	15
1596D	4509	" " " " " " " Nut.....	06
19529	4509	Feed (upper) Regulator Adjusting Screw Sleeve.....	15
212D	4509	Feed (upper) Regulator Adjusting Screw Stop Screw (lower).....	04
207	4509	Feed (upper) Regulator Adjusting Screw Stop Screw (upper).....	02
21802	4508	Feed (upper) Regulator Crank Shaft with 1813.....	5 00
21803	4508	Feed (upper) Regulator Crank Shaft Bracket	75
9046	4519	" " " " " " " Dowel Pin.....	05
135D	4526	Feed (upper) Regulator Crank Shaft Bracket Screw.....	05
1813	4527	Feed (upper) Regulator Crank Shaft Roller and Stud.....	20

Digitized by the University of Michigan Library

No. 67-1 Machine Parts.

No.	Plate	Name	Each
3012	4519	Feed (upper) Regulator Pin.....	\$ 01
446c	4507	" " " Set Screw.....	03
21804	4520	" Dog (lower) for stitching close to the iron.....	2 50
21805	4521	Feed Dog (lower) for stitching $\frac{1}{8}$ inch from iron.....	2 50
21806	4521	Feed Dog (lower) for stitching $\frac{1}{4}$ inch from iron.....	2 50
21807	4522	Feed Dog (lower) for stitching $\frac{3}{8}$ inch from iron.....	2 50
1309c	4520	Feed Dog Screw.....	04
21808	4520	Feeding Foot (upper) for 21804 and 21807..	2 50
21809	4521	" " " " 21805.....	2 50
21810	4521	" " " " 21806.....	2 50
704c	4520	" " " Screw.....	04
21811	4504	Hand Attachment Crank Lever with 363c..	2 00
21812	4504	" " " " Handle (wood).....	25
691	4511	Hand Attachment Crank Lever Handle Screw.....	04
21813	4511	Hand Attachment Crank Lever Handle Screw Washer.....	20
2113	4511	Hand Attachment Crank Lever Handle Screw Washer Steady Pin.....	01
21814	4505	Hand Attachment Crank Lever Handle Stud.....	75
21815	4519	Hand Attachment Crank Lever Position Pin.....	05
363c	4525	Hand Attachment Crank Lever Set Screw..	05
21816	4504	" " " Gear with two 445c.....	4 00
21817	4504	" " " Bracket.....	3 00
8582	4519	" " " Dowel Pin.....	02
779D	4525	" " " Screw.....	10
21818	4504	" " " Cover.....	75
389	4520	" " " Screw.....	04
445c	4509	" " " Set Screw.....	08
21819	4505	" " " Shaft with 21815..	75
21820	4505	" " " Pinion with two 446c..	2 50
446c	4507	" " " Set Screw.....	08
*21821	—	Head of Arm (lower).....	20 00
*21822	—	" " " (upper).....	20 00
21823	4519	" " " Pin.....	50
429c	4526	" " " Set Screw.....	05
21824	—	Leg (left).....	5 00
21825	—	" (right).....	5 00
573E	4525	" Screw.....	18
21826	4510	Lifting Presser Bar.....	1 00
11476	4510	" " " Bell Crank.....	1 75
166D	4526	" " " " Hinge Cap Screw.....	07

No. 67-1 Machine Parts.

No.	Plate	Name	Each
1851	4527	Lifting Presser Bar Bell Crank Lifting Roller with 610D.....	\$ 35
610D	4526	Lifting Presser Bar Bell Crank Lifting Roller Screw.....	10
1518E	4526	Lifting Presser Bar Bell Crank Lifting Roller Screw Nut.....	04
2718	4517	Lifting Presser Bar Bell Crank Lifting Roller Screw Nut Washer.....	01
11478	4510	Lifting Presser Bar Bracket with two 145..	1 25
145	4517	" " " " Clamping Screw.....	04
11908	—	Lifting Presser Bar Lifter.....	1 00
21827	4512	Lifting Presser Bar Lifter complete, Nos. 11908, 21828 and 21830.....	1 50
8760	4509	Lifting Presser Bar Lifter Friction Washer	08
16D	4526	" " " " Hinge Screw...	20
21828	4519	" " " " Stop Pin.....	05
21829	4512	" " " Lifting Link.....	50
1310D	4526	" " " " Hinge Screw Stud (lower).....	15
7958	4519	Lifting Presser Bar Lifting Link Hinge Screw Stud (lower) Pin.....	01
9043	4509	Lifting Presser Bar Lifting Link Hinge Screw Stud (lower) Washer.....	10
21830	4509	Lifting Presser Bar Lifting Link Hinge Stud (upper).....	25
7958	4519	Lifting Presser Bar Lifting Link Hinge Stud (upper) Pin.....	01
8765	4509	Lifting Presser Bar Lifting Link Hinge Stud (upper) Washer.....	04
11479	4510	Lifting Presser Bar Rock Shaft.....	25
11480	4510	" " " " " Adjusting Arm with 190D.....	1 00
2117	4519	Lifting Presser Bar Rock Shaft Adjusting Arm Pin.....	01
190D	4526	Lifting Presser Bar Rock Shaft Adjusting Arm Set Screw.....	03
11481	4510	Lifting Presser Bar Rock Shaft Bracket	1 50
4889	4519	" " " " " " " Dowel Pin.....	02
123E	4526	Lifting Presser Bar Rock Shaft Bracket Screw.....	06
21831	4510	Lifting Presser Bar Rock Shaft Crank with 453c and 1850.....	1 25
2117	4519	Lifting Presser Bar Rock Shaft Crank Pin...	01
1850	4527	" " " " " " Roller and Stud.....	25
453c	4507	Lifting Presser Bar Rock Shaft Crank Set Screw.....	02
11486	4510	Lifting Presser Bar Rock Shaft Eccentric Strap with two each 141 and 1528D.....	1 50

From the library of: Diamond Needle Corp

No.	Plate	Name	Each
141	4526	Lifting Presser Bar Rock Shaft Eccentric Strap Adjusting Screw.....	04
1528D	4526	Lifting Presser Bar Rock Shaft Eccentric Strap Adjusting Screw Nut.....	03
608	4526	Lifting Presser Bar Rock Shaft Eccentric Strap Hinge Screw.....	15
1518E	4526	Lifting Presser Bar Rock Shaft Eccentric Strap Hinge Screw Nut.....	04
11487	4509	Lifting Presser Bar Rock Shaft Eccentric Strap Hinge Screw Slide.....	10
11488	4509	Lifting Presser Bar Rock Shaft Eccentric Strap Hinge Screw Slide Washer.....	10
258E	4525	Lifting Presser Bar Screw Bushing.....	20
11489	4511	" " " Sleeve (lower).....	1 00
21832	4511	" " " " (intermediate).....	50
11490	4511	" " " " (upper).....	75
11491	—	" " " " " 11490 with 11492.....	1 00
11492	4511	Lifting Presser Bar Sleeve (upper) Cap.....	25
21833	4506	" " " Spring (flat).....	1 25
11494	4512	" " " Bracket.....	50
138E	4526	" " " " " Screw.....	05
11495	4518	" " " " " Thread Eyelet.....	05
190D	4526	Lifting Presser Bar Spring Bracket Thread Eyelet Screw.....	03
2002	4519	Lifting Presser Bar Spring Guide Pin.....	02
21834	4520	" " " Foot.....	1 25
2049	4520	" " " Pin.....	01
211	4520	" " " Set Screw.....	02
21835	4508	Needle Bar.....	1 25
11381	4509	" " Connecting Link.....	80
566C	4509	" " " " " Hinge Screw.....	12
1513C	4509	" " " " " Nut.....	05
11383	4509	Needle Bar Connecting Stud with two 445.....	1 25
445	4509	" " " " " Set Screw.....	03
258E	4525	" " " Screw Bushing.....	20
209	4509	" " " Set Screw.....	02
11337	—	Oil Cup.....	80
11917	—	" " Cover.....	25
9084	4511	" " " Hinge Pin.....	02
2205	4511	" " " Latch Spring.....	04
207	4509	" " " " " Screw.....	02
135D	4526	" " " Screw.....	05
11919	4511	" " Thread Eyelet.....	05
8953	4511	" or Wax Stripper (felt).....	03
8482	4511	" " " Washer (steel) for 11387.....	01
11018	4511	Oil or Wax Stripper Washer (steel) for 11917.....	03

No.	Plate	Name	Each
207	4509	Oil or Wax Stripper Washer Screw.....	02
11920	4506	Oil Cup complete, Nos. 2205, 8482, 9084, 11387, 11917 to 11919, two 8953 and three 207.....	1 25
609D	4526	Pressure Regulating Thumb Screw.....	45
21836	4506	Pulley (loose).....	1 50
25303	4507	" " " Ball, size $\frac{1}{4}$ inch.....	03
21837	4507	" " " Adjusting Ring.....	1 00
495C	4507	" " " " " Set Screw.....	04
27795	4507	Pulley (loose) Ball Adjusting Ring Set Screw Washer.....	—
21838	4507	Pulley (loose) Collar with 765C and 1520E.....	1 00
765C	4507	" " " Position Screw.....	05
1520E	4507	" " " " " Nut.....	03
446C	4507	" " " Oil Hole Stop Screw.....	03
21839	4507	" " " Shaft and Ball Case.....	1 50
21840	4507	" " " " " Bushing.....	75
448C	4515	" " " " " " " Set Screw.....	03
453C	4507	Pulley (loose) Shaft and Ball Case Set Screw.....	02
27795	4507	" " " " " " " Washer.....	—
21841	4506	Pulley (tight) with 27598, two 445C and eight 2269.....	1 00
27598	—	Pulley (tight) Friction Ring (leather).....	05
2269	4507	" " " " " Rivet.....	01
445C	4509	" " " Set Screw.....	03
11910	4513	Shuttle Bobbin.....	25
11852	4513	" " " Cylinder.....	2 50
8961	4513	" " " Hinge Pin.....	02
11853	4513	" " " Latch.....	15
2027	4513	" " " Pin.....	01
11854	4513	" " " Spring.....	03
590E	4513	" " " " " Screw.....	02
11855	4513	" " " Frame.....	2 75
773C	4513	" " " Tension Regulating Screw.....	05
8964	4513	" " " Spring.....	40
11851	4513	Shuttle (cylinder) 3 in. diam., Nos. 590E, 773C, 2027, 8961, 8964, 11852 to 11855 and 11910.....	6 00
21842	4514	Shuttle Driver.....	2 50
21843	4514	" " " Flanged Bearing.....	5 00
27164	4514	" " " " " Ball, size $\frac{1}{8}$ in.....	03
21844	4515	Shuttle Driver Flanged Bearing Ball Adjusting Ring.....	2 50
910C	4515	Shuttle Driver Flanged Bearing Ball Adjusting Ring Set Screw.....	03
21845	4514	Shuttle Driver Pinion with 457C.....	75
21846	4514	" " " " " Key.....	25

No. 67-1 Machine Parts.

No.	Plate	Name	Each
8575	4514	Shuttle Driver Pinion Pin.....	\$ 02
4570	4514	" " " Set Screw.....	02
894	4514	" " Screw.....	05
21847	4515	" Driving Eccentric with 4340 and 8320.....	2 80
8320	4515	Shuttle Driving Eccentric Position Screw.....	06
4340	4515	" " " Set Screw.....	04
21848	4512	" " " Sleeve.....	3 00
21849	4512	" " Lever (forked).....	4 00
21850	4506	" " " Cover.....	75
389	4520	" " " Screw.....	04
1811R	4525	" " " Hinge Screw.....	50
21851	4512	" " " Rack.....	2 00
146D	4526	" " " Screw.....	05
21852	4516	" Race Body.....	3 00
446C	4507	" " " Set Screw.....	03
4530	4507	" " Oil Hole Stop Screw.....	02
21853	4514	" " Position Plate (back).....	50
21854	4514	" " " (front).....	50
180	4514	" " " Screw.....	03
21855	4516	" " Ring.....	1 50
21856	4514	" " " Spring.....	05
933D	4514	" " " Screw.....	07
21857	—	Table (wood).....	1 00
27129	4506	" Drawer Runner (iron) 1½ in. drop, with two wood screws 1 in. No. 12.....	05
21858	4501	Table Support with two wood screws ¾ in. No. 10.....	25
1507R	4526	Table Support Nut.....	05
11509	4517	Tension Bracket and Feed (upper) Bar Cap with 11424.....	1 50
145	4517	Tension Bracket and Feed (upper) Bar Cap Screw.....	04
11501	—	Tension Bracket and Feed (upper) Bar Cap complete, Nos. 122D, 9525, 11506, 11936, 11937, 12042 and two 190D.....	3 25
11423	4517	Tension Friction Washer (steel).....	03
8879	4517	" " " (felt).....	01
1560C	4517	" Regulating Thumb Nut.....	04
8905	4517	" " " Washer.....	01
607D	4517	" Screw Stud.....	30
122D	4517	" " " Clamping Screw.....	05
8791	4517	" Spring.....	10
11044	4517	" Wheel.....	75
12042	—	Tension (wheel) complete, Nos. 607D, 1560C, 8791, 8905, 11044, 11423 and two 8879.....	1 25
11424	4517	Thread Eyelet for 11502.....	03
11950	4517	" " (long) for 11041.....	05
21859	4517	" " (short) " ".....	05
2102	4518	" Retainer Disc.....	05

No. 67-1 Machine Parts.

No.	Plate	Name	Each
1560C	4517	Thread Retainer Regulating Thumb Nut... \$	04
8905	4517	" " " " " " " "	01
686D	4518	Washer.....	01
2103	4518	Thread Retainer Screw Stud.....	25
11041	—	" " Spring.....	03
11505	4516	Thread Retainer complete, Nos. 686D, 1560C, 2103, 8905 and two 2102.....	45
8873	4519	Thread Take-up Cam with two 4340.....	5 00
4340	4515	" " " Pin.....	05
19753	—	" " " Set Screw.....	04
19754	4516	" " Lever.....	2 00
567D	4526	Thread Take-up Lever complete, Nos. 1948, 1951 and 19753.....	2 60
1951	4527	Thread Take-up Lever Hinge Screw.....	15
1518E	4526	" " " Roller and Screw Stud with 1518E.....	40
1948	4527	Thread Take-up Lever Roller and Screw Stud Nut.....	04
11506	4518	Thread Take-up Lever Thread Guiding Roller and Screw Stud.....	25
11936	4518	Thread Take-up Spring.....	08
190D	4526	" " " Regulator Plate... Plate	15
11937	4518	" " " Adjusting Screw.....	03
9525	4518	Thread Take-up Spring Staple.....	10
21860	4520	" " " Washer.....	01
21861	4520	Throat Plate for 21804, for stitching close to bolt.....	4 00
21862	4521	Throat Plate Body for 21870.....	3 00
21863	4521	" " " " 21871.....	3 00
21864	4522	" " " " 21872.....	3 00
21865	4520	" " " " 21873.....	3 00
21866	4520	" " Needle Hole Plate (flush) for 21870 to 21873.....	1 00
21867	4521	Throat Plate Needle Hole Plate (raised) for 21870.....	2 00
21868	4521	Throat Plate Needle Hole Plate (raised) for 21871.....	2 00
21869	4522	Throat Plate Needle Hole Plate (raised) for 21872.....	2 00
8961	4513	Throat Plate Needle Hole Plate (raised) for 21873.....	2 00
21870	4520	Throat Plate Needle Hole Plate Hinge Pin.....	02
21871	4521	Throat Plate complete for 21804, Nos. 8961, 21861, 21865 and 21866.....	6 00
21872	4521	Throat Plate complete for 21805, Nos. 8961, 21862, 21865 and 21867.....	6 00
21873	4522	Throat Plate complete for 21806, Nos. 8961, 21863, 21865 and 21868.....	6 00
389	4520	Throat Plate complete for 21807, Nos. 8961, 21864, 21865 and 21869.....	6 00
		Throat Plate Screw.....	04

ACCESSORIES.

No.	Plate	Name	Each
1113E	4525	Leg Foot Screw.....	\$ 05
9281	4507	" " " Washer.....	01
25957	4528	Oiler with 25958.....	12
25958	4528	" Spout, 4½ in. long.....	04
26151	4528	Screw Driver (small).....	10
11831	4528	" " (large).....	20
11864	4500	Shaft Driving Pulley (sectional) 10 in. diam., 1¼ in. face, 1⅞ in. bore, with two 597c.....	75
597o	4525	Shaft Driving Pulley Clamping Screw.....	08
8908	4529	Wrench for 968.....	08
8909	4529	" " 1513.....	10
8910	4529	" " 338.....	25
21874	4529	" " 779.....	25
21875	4529	" " 1306 and 1311.....	50
21876	4529	" " 573.....	1 20

BOBBIN WINDER (Hand.)

No.	Plate	Name	Each
11755	—	Belt.....	\$ 05
11756	—	" 11755 with 25028.....	05
25028	4511	" Hook.....	01
135D	4526	Bobbin Winder Screw.....	05
11758	4506	Frame.....	50
11759	4516	Pulley.....	25
11760	4506	" Driving Wheel.....	50
8980	4516	" " " Handle.....	03
11762	4511	" " " Stud.....	10
8982	4511	" " " " Washer.....	01
11761	—	Pulley Driving Wheel Handle complete, Nos. 8980, 8982 and 11762.....	10
11763	4511	Pulley Driving Wheel Stud.....	10
2269	4507	" " " Pin.....	01
11764	4511	" " " Washer.....	01
11765	4516	Spindle.....	40
11754	4506	Bobbin Winder complete, Nos. 2269, 11756, 11758 to 11761 and 11763 to 11765.....	2 00

NUMERICAL LIST.

No.	Plate	Name	Each
16D	4526	Dash Support Arm Screw for 21773.....	\$ 20
16D	4526	" " Bracket Hinge Screw.....	20
16D	4526	Lifting Presser Bar Lifter Hinge Screw.....	20
25	4526	Feed (upper) Bar Connecting Link Hinge Screw.....	15
122D	4517	Tension Screw Stud Clamping Screw for 11501.....	05
123E	4526	Arm Shaft (horizontal lower) End Bearing Screw.....	06
123E	4526	Arm Shaft (upright) Bracket (lower) Cap Screw for 21877.....	06
123E	4526	Arm Shaft (upright) Bracket (lower) Screw..	06
123E	4526	Arm Shaft (upright) Bracket (upper) Cap Screw for 21878.....	06
123E	4526	Arm Shaft (upright) Bracket (upper) Screw..	06
123E	4526	Driving Attachment Lever Connecting Rod Bell Crank Bracket Screw.....	06
123E	4526	Lifting Presser Bar Rock Shaft Bracket Screw	06
129C	4503	Feed (lower) Cam Body Set Screw for 21790..	04
135D	4526	Bobbin Winder Screw.....	05
135D	4526	Feed (upper) Regulator Crank Shaft Bracket Screw.....	05
135D	4526	Oil Cup Screw.....	05
138E	4526	Lifting Presser Bar Spring Bracket Screw....	05
141	4526	Lifting Presser Bar Rock Shaft Eccentric Strap Adjusting Screw for 11486.....	04
145	4517	Feed (upper) Bar Hinge Bracket Adjusting Screw for 21799.....	04
145	4517	Lifting Presser Bar Bracket Clamping Screw for 11478.....	04
145	4517	Tension Bracket and Feed (upper) Bar Cap Screw.....	04
146D	4526	Shuttle Driving Lever Rack Screw.....	05
166D	4526	Lifting Presser Bar Bell Crank Hinge Cap Screw.....	07
180	4514	Shuttle Race Position Plate Screw.....	03
190D	4526	Lifting Presser Bar Rock Shaft Adjusting Arm Set Screw for 11480.....	03
190D	4526	Lifting Presser Bar Spring Bracket Thread Eyelet Screw.....	03
190D	4526	Thread Take-up Spring Regulator Plate Ad- justing Screw for 11501.....	08
207	4509	Feed (upper) Regulator Adjusting Screw Stop Screw (upper).....	02
207	4509	Oil Cup Cover Latch Spring Screw for 11920..	02
207	4509	Oil or Wax Stripper Washer Screw for 11920..	02
209	4509	Needle Set Screw.....	02
211	4520	Lifting Presser Foot Set Screw.....	02

No. Plate	Name	Each
212d 4509	Feed (upper) Regulator Adjusting Screw Stop Screw (lower).....	\$ 04
258e 4525	Lifting Presser Bar Screw Bushing.....	20
258e 4525	Needle Bar Screw Bushing.....	20
338d 4525	Driving Attachment Lever Bracket Screw....	10
342d 4518	" " Treadle Eyelet Screw for 21781.....	08
354o 4525	Driving Attachment Pitman Rod Clamp Screw for 9079.....	06
363o 4525	Hand Attachment Crank Lever Set Screw for 21811.....	05
389 4520	Arm Shaft (upright) Gear (lower) Cover Screw.....	04
389 4520	Arm Shaft (upright) Gear (upper) Cover Screw.....	04
389 4520	Feed (lower) Lever Cover (lower) Screw.....	04
389 4520	" " " " (upper) " ".....	04
389 4520	Hand Attachment Gear Cover Screw.....	04
389 4520	Shuttle Driving Lever Cover Screw.....	04
389 4520	Throat Plate Screw.....	04
401d 4508	Feed (lower) Cam Pressure Spring Cap Screw for 21790.....	02
429o 4526	Head of Arm Set Screw.....	05
434o 4515	Shuttle Driving Eccentric Set Screw for 21847	04
434o 4515	Thread Take-up Cam Set Screw for 11505.....	04
435o 4507	Arm Shaft (horizontal, lower) Gear Set Screw for 21755.....	04
435o 4507	Pulley (loose) Ball Adjusting Ring Set Screw.	04
445o 4509	Feed (upper) Cam and Hand Wheel Set Screw for 21800.....	03
445o 4509	Hand Attachment Gear Set Screw for 21816..	03
445 4509	Needle Bar Connecting Stud Set Screw for 11383.....	03
445o 4509	Pulley (tight) Set Screw for 21841.....	03
446o 4507	Arm Shaft (horizontal, upper) Gear Set Screw for 21758.....	03
446c 4507	Arm Shaft (upright) Gear (lower) Set Screw for 21765.....	03
446c 4507	Arm Shaft (upright) Gear (upper) Set Screw for 21767.....	03
446c 4507	Feed (lower) Lifting Cam Set Screw for 21796	03
446c 4507	" (upper) Regulator Set Screw for 21801..	03
446c 4507	Hand Attachment Pinion Set Screw for 21820.	03
446c 4507	Pulley (loose) Oil Hole Stop Screw.....	03
446c 4507	Shuttle Race Body Set Screw.....	03
448o 4515	Arm Shaft (upright) Collar Set Screw for 21764	03
448c 4515	Pulley (loose) Shaft and Ball Case Bushing Set Screw.....	03
453o 4507	Driving Attachment Lever Connecting Rod Collar Set Screw for 21779.....	02

No. Plate	Name	Each
453o 4507	Lifting Presser Bar Rock Shaft Crank Set Screw for 21831.....	\$ 02
453o 4507	Pulley (loose) Shaft and Ball Case Set Screw.	02
453c 4507	Shuttle Race Oil Hole Stop Screw.....	02
457c 4514	Shuttle Driver Pinion Set Screw for 21845...	02
566c 4509	Needle Bar Connecting Link Hinge Screw...	12
567d 4526	Thread Take-up Lever Hinge Screw.....	15
573e 4525	Leg Screw.....	18
590e 4518	Shuttle Cylinder Latch Spring Screw for 11851	02
597o 4525	Shaft Driving Pulley Clamping Screw for 11864	08
607d 4517	Tension Screw Stud for 12042 ..	30
608 4526	Lifting Presser Bar Rock Shaft Eccentric Strap Hinge Screw.....	15
609d 4526	Pressure Regulating Thumb Screw.....	45
610d 4526	Lifting Presser Bar Bell Crank Lifting Roller Screw for 1851.....	10
686d 4518	Thread Retainer Screw Stud for 11041.....	25
691 4511	Hand Attachment Crank Lever Handle Screw	04
704c 4520	Feeding Foot (upper) Screw.....	04
765c 4507	Pulley (loose) Collar Position Screw for 21838.	05
773c 4513	Shuttle Tension Regulating Screw for 11851.	05
779d 4525	Hand Attachment Gear Bracket Screw.....	10
832c 4515	Shuttle Driving Eccentric Position Screw for 21847.....	06
894 4514	Shuttle Driver Screw.....	05
910o 4515	" " Flanged Bearing Ball Adjusting Ring Set Screw ..	03
933d 4514	Shuttle Race Ring Spring Screw.....	07
968o 4525	Arm Shaft (horizontal, lower) Bushing (back) Set Screw.....	08
968c 4525	Arm Shaft (horizontal, upper) Bushing (back) Set Screw.....	08
1106o 4508	Feed (lower) Regulating Screw for 21790....	18
1113e 4525	Leg Foot Screw (Accessories).....	05
1304c 4526	Driving Attachment Lever Adjusting Screw.	05
1306e 4525	" " " " Hinge Screw.....	55
1307 4508	Feed (lower) Lever Slide Block Screw Stud..	20
1308o 4509	" (upper) Regulator Adjusting Screw....	15
1309c 4520	" Dog Screw.....	04
1310d 4526	Lifting Presser Bar Lifting Link Hinge Screw Stud (lower).....	15
1311e 4525	Shuttle Driving Lever Hinge Screw.....	50
1507e 4526	Table Support Nut.....	05
1513c 4509	Driving Attachment Lever Adjusting Screw Nut.....	05
1513c 4509	Needle Bar Connecting Link Hinge Screw Nut.....	05
1518e 4526	Lifting Presser Bar Bell Crank Lifting Roller Screw Nut.....	04
1518e 4526	Lifting Presser Bar Rock Shaft Eccentric Strap Hinge Screw Nut.....	04

18 Numerical List			
No.	Plate	Name	Each
1518z	4526	Thread Take-up Lever Roller and Screw Stud Nut for 1951.....	\$ 04
1520z	4507	Pulley (loose) Collar Position Screw Nut for 21888	03
1528d	4526	Lifting Presser Bar Rock Shaft Eccentric Strap Adjusting Screw Nut for 11486.....	03
1560c	4517	Tension Regulating Thumb Nut for 12042 ..	04
1560c	4517	Thread Retainer Regulating Thumb Nut for 11041.....	04
1596d	4509	Dash Support Arm Screw Nut for 21773.....	06
1596d	4509	Feed (upper) Regulator Adjusting Screw Nut	06
1672c	4526	Driving Attachment Treadle Hinge Stud Nut	12
1813	4527	Feed (upper) Regulator Crank Shaft Roller and Stud for 21802.....	20
1850	4527	Lifting Presser Bar Rock Shaft Crank Roller and Stud for 21831.....	25
1851	4527	Lifting Presser Bar Bell Crank Lifting Roller with 610d	35
1948	4527	Thread Take-up Lever Thread Guiding Roller and Screw Stud for 19754	25
1951	4527	Thread Take-up Lever Roller and Screw Stud with 1518z, for 19754	40
2002	4519	Lifting Presser Bar Spring Guide Pin.....	02
2022	4519	Dash Support Arm Stop Pin for 21773.....	01
2027	4513	Shuttle Cylinder Latch Pin for 11851.....	01
2049	4519	Arm Shaft (upright) Bracket (lower) Cap Dowel Pin for 21877.....	01
2049	4519	Arm Shaft (upright) Bracket (lower) Dowel Pin	01
2049	4519	Arm Shaft (upright) Bracket (upper) Cap Dowel Pin for 21878.....	01
2049	4519	Arm Shaft (upright) Bracket (upper) Dowel Pin	01
2049	4520	Lifting Presser Foot Pin.....	01
2102	4518	Thread Retainer Disc for 11041.....	05
2108	4518	" " Spring for 11041	03
2113	4511	Hand Attachment Crank Lever Handle Screw Washer Steady Pin	01
2117	4519	Lifting Presser Bar Rock Shaft Adjusting Arm Pin	01
2117	4519	Lifting Presser Bar Rock Shaft Crank Pin...	01
2205	4511	Oil Cup Cover Latch Spring for 11920.....	04
2269	4507	Bobbin Winder Pulley Driving Wheel Stud Pin for 11754	01
2269	4507	Pulley (tight) Friction Ring Rivet for 21841.	01
2718	4517	Lifting Presser Bar Bell Crank Lifting Roller Screw Nut Washer.....	01
3012	4519	Arm Shaft (horizontal, lower) Gear Pin.....	01
3012	4519	" " (" upper) " "	01
3012	4519	" " (upright) Gear (lower) Pin.....	01
3012	4519	" " " " (upper) "	01

Numerical List. 19			
No.	Plate	Name	Each
8012	4519	Feed (upper) Regulator Pin.....	\$ 01
4889	4519	Lifting Presser Bar Rock Shaft Bracket Dowel Pin.....	02
7958	4519	Lifting Presser Bar Lifting Link Hinge Screw Stud (lower) Pin.....	01
7958	4519	Lifting Presser Bar Lifting Link Hinge Stud (upper) Pin.....	01
8880	4516	Bobbin Winder Pulley Driving Wheel Handle for 11761.....	03
8882	4511	Bobbin Winder Pulley Driving Wheel Handle Stud Washer for 11761.....	01
8482	4511	Oil or Wax Stripper Washer (steel) for 11887, for 11920.....	01
8575	4514	Shuttle Driver Pinion Pin.....	02
8582	4519	Hand Attachment Gear Bracket Dowel Pin..	02
8586	4519	Driving Attachment Lever Connecting Rod Bell Crank Hinge Pin.....	06
8708	4519	Arm Spool Pin.....	05
8760	4509	Lifting Presser Bar Lifter Friction Washer..	03
8765	4509	" " " Lifting Link Hinge Stud (upper) Washer.....	04
8791	4517	Tension Spring for 12042.....	10
8873	4519	Thread Take-up Cam Pin.....	05
8879	4517	Tension Friction Washer (felt) for 12042.....	01
8905	4517	" Regulating Thumb Nut Washer for 12042.....	01
8905	4517	Thread Retainer Regulating Thumb Nut Washer for 11041.....	01
8908	4529	Wrench for 968. (Accessories).....	08
8909	4529	" " 1513. "	10
8910	4529	" " 338. "	25
8953	4511	Oil or Wax Stripper (felt) for 11920.....	08
8961	4513	Shuttle Cylinder Hinge Pin for 11851.....	02
8961	4513	Throat Plate Needle Hole Plate Hinge Pin for 21870 to 21873.....	02
8964	4513	Shuttle Tension Spring for 11851.....	40
8999	4519	Driving Attachment Lever Bracket Dowel Pin.....	05
8999	4519	Driving Attachment Treadle Pin.....	05
9043	4509	Lifting Presser Bar Lifting Link Hinge Screw Stud (lower) Washer.	10
9046	4519	Arm Shaft (horizontal, lower) End Bearing Dowel Pin.....	05
9046	4519	Feed (upper) Regulator Crank Shaft Bracket Dowel Pin.....	05
9079	4502	Driving Attachment Pitman Rod Clamp with 354c, for 14708.....	12
9084	4511	Oil Cup Cover Hinge Pin for 11920.....	02
9281	4507	Driving Attachment Lever Connecting Rod Spring Washer.....	01
9281	4507	Leg Foot Screw Washer (Accessories).....	01

From the library of: Diamond Needle Corp

Numerical List.

No.	Plate	Name	Each
9525	4518	Thread Take-up Spring Staple Washer for 11501.....	\$ 01
9842	4518	Driving Attachment Treadle Eyelet Screw Washer for 21781.....	02
11033	4505	Driving Attachment Lever Connecting Rod Spring.....	15
11041	---	Thread Retainer complete, Nos. 686b, 1560c, 2103, 8905 and two 2102.....	45
11044	4517	Tension Wheel for 12042.....	75
11119	4519	Arm Shaft (horizontal, lower) Oil Tube (back) with 29599.....	06
11119	4519	Arm Shaft (horizontal, lower) Oil Tube (front) with 29599.....	06
11119	4519	Arm Shaft (horizontal, upper) Oil Tube (back) with 29599.....	06
11119	4519	Arm Shaft (horizontal, upper) Oil Tube (front) with 29599.....	06
11381	4509	Needle Bar Connecting Link.....	80
11383	4509	" " " Stud with two 445..	1 25
11387	---	Oil Cup for 11920.....	80
11423	4517	Tension Friction Washer (steel) for 12042...	03
11434	4517	Thread Eyelet for 11502.....	03
11476	4510	Lifting Presser Bar Bell Crank.....	1 75
11478	4510	" " " Bracket with two 145...	1 25
11479	4510	" " " Rock Shaft.....	25
11480	4510	" " " " " Adjusting Arm with 190b.....	1 00
11481	4510	Lifting Presser Bar Rock Shaft Bracket....	1 50
11486	4510	" " " " " Eccentric Strap with two each 141 and 1528b.....	1 50
11487	4509	Lifting Presser Bar Rock Shaft Eccentric Strap Hinge Screw Slide.....	10
11488	4509	Lifting Presser Bar Rock Shaft Eccentric Strap Hinge Screw Slide Washer.....	10
11489	4511	Lifting Presser Bar Sleeve (lower).....	1 00
11490	4511	" " " " (upper) for 11491.....	75
11491	---	" " " " " 11490 with 11492.....	1 00
11492	4511	Lifting Presser Bar Sleeve (upper) Cap for 11491.....	25
11494	4512	Lifting Presser Bar Spring Bracket.....	50
11495	4518	" " " " " Thread Eyelet.....	05
11501	---	Tension Bracket and Feed (upper) Bar Cap complete, Nos. 122b, 9525, 11506, 11936, 11937, 12042 and two 190b.....	3 25
11502	4517	Tension Bracket and Feed (upper) Bar Cap with 11424.....	1 50
11505	4516	Thread Take-up Cam with two 434c.....	5 00
11506	4518	" " Spring for 11501.....	08
11754	4506	Bobbin Winder (hand) complete, Nos. 3260, 11756, 11758 to 11761 and 11763 to 11765...	2 00

Numerical List.

No.	Plate	Name	Each
11755	---	Bobbin Winder Belt for 11756.....	\$ 05
11756	---	" " " 11755 with 25028, for 11754.....	05
		Nos. 11758 to 11761 for 11754.	
11758	4506	Bobbin Winder Frame.....	50
11759	4516	" " Pulley.....	25
11760	4506	" " " Driving Wheel.....	50
11761	---	Bobbin Winder Pulley Driving Wheel Handle complete, Nos. 8380, 8382 and 11762.....	10
11762	4511	Bobbin Winder Pulley Driving Wheel Handle Stud for 11761.....	10
		Nos. 11763 to 11765 for 11754.	
11763	4511	Bobbin Winder Pulley Driving Wheel Stud	10
11764	4511	" " " " " " Washer.....	01
11765	4516	Bobbin Winder Spindle.....	40
11831	4528	Screw Driver, large (Accessories).....	20
11851	4513	Shuttle (cylinder) 3 in. diam., Nos. 590e, 773c, 2027, 8961, 8964, 11852 to 11855 and 11910.....	6 00
		Nos. 11852 to 11855 for 11851.	
11852	4513	Shuttle Cylinder.....	2 50
11853	4513	" " Latch.....	15
11854	4513	" " " Spring.....	03
11855	4513	" Frame.....	2 75
11864	4500	Shaft Driving Pulley (sectional) 10 in. diam., 1 1/4 in. face, 1 3/8 in. bore, with two 597c (Accessories).....	75
11908	---	Lifting Presser Bar Lifter for 21827.....	1 00
11910	4513	Shuttle Bobbin for 11851.....	25
		Nos. 11917 to 11919 for 11920.	
11917	---	Oil Cup Cover.....	25
11918	4511	" or Wax Stripper Washer (steel) for 11917.....	03
11919	4511	Oil Cup Thread Eyelet.....	05
11920	4506	Oil Cup complete, Nos. 2205, 8482, 9084, 11387, 11917 to 11919, two 8953 and three 207.....	1 25
11936	4518	Thread Take-up Spring Regulator Plate for 11501.....	15
11937	4518	Thread Take-up Spring Staple for 11501...	10
11950	4517	" Eyelet (long) for 11041.....	05
12042	---	Tension (wheel) complete for 11501, Nos. 607b, 1560c, 8791, 8905, 11044, 11423 and two 8879.....	1 25
14707	4502	Driving Attachment Pitman Rod (upper) for 14708.....	05

Numerical List.

No.	Plate	Name	Each
14708	4502	Driving Attachment Pitman complete, Nos. 9079, 14707 and 27689.....	\$ 22
18130	4519	Arm Shaft (horizontal, lower) Oil Tube (intermediate) with 29599.....	06
18130	4519	Arm Shaft (horizontal, upper) Oil Tube (intermediate) with 29599.....	06
19529	4509	Feed (upper) Regulator Adjusting Screw Sleeve.....	15
19753	—	Thread Take-up Lever for 19754.....	2 00
19754	4516	Thread Take-up Lever complete, Nos. 1948, 1951 and 19753.....	2 60
*21751	—	Arm, upper and lower (solid).....	—
21752	4500	" Shaft (horizontal, lower).....	5 00
21753	4501	" " " " Bushing (back).....	2 00
21754	4502	Arm Shaft (horizontal, lower) End Bearing with 11119.....	1 75
21755	4501	Arm Shaft (horizontal, lower) Gear with 435c.....	2 00
21756	4500	Arm Shaft (horizontal, upper).....	5 00
21757	4501	" " " " Bushing (back).....	2 00
21758	4501	Arm Shaft (horizontal, upper) Gear with 446c.....	2 00
21759	4502	Arm Shaft (upright).....	1 50
*21760	—	" " " Bracket (lower) for 21877.....	50
*21761	—	Arm Shaft (upright) Bracket (lower) Cap for 21877.....	25
*21762	—	Arm Shaft (upright) Bracket (upper) for 21878.....	50
*21763	—	Arm Shaft (upright) Bracket (upper) Cap for 21878.....	25
21764	4515	Arm Shaft (upright) Collar with two 448c	40
21765	4516	" " " Gear (lower) with 446c	2 00
21766	4502	" " " " " Cover....	50
21767	4516	" " " " " (upper) with 446c	2 00
21768	4502	" " " " " Cover ...	40
Nos. 21769 to 21772 for 21773.			
21769	4500	Dash Support (wood).....	30
21770	4500	" " " Arm.....	75
21771	4500	" " " Bracket (back).....	25
21772	4500	" " " " (front).....	25
21773	—	Dash Support complete, Nos. 21769, 21771, 21772, two each 16D, 1596D, 2022, 21770 and four wood screws 1 in. No. 16.....	3 00
21774	4502	Driving Attachment Lever.....	1 00
21775	4502	" " " " Bracket.....	1 25
21776	4500	" " " " Connecting Rod	75
21777	4505	" " " " " " Bell Crank.....	40

Numerical List.

No.	Plate	Name	Each
21778	4505	Driving Attachment Lever Connecting Rod Bell Crank Bracket.....	\$ 40
21779	4507	Driving Attachment Lever Connecting Rod Collar with two 453c.....	30
21780	4507	Driving Attachment Lever Plug (wood)	01
21781	4500	" " " Treadle with 842D, 9842 and 21782.....	2 50
21782	4518	Driving Attachment Treadle Eyelet for 21781.....	20
21783	4505	Driving Attachment Treadle Hinge Stud	1 50
21784	4507	" " " " " " Nut Washer.....	20
21785	4507	Driving Attachment Treadle Washer.....	20
Nos. 21786 to 21789 for 21790.			
*21786	—	Feed (lower) Cam.....	—
*21787	—	" " " " Body.....	—
21788	4503	" " " " Pressure Spring.....	05
21789	4503	" " " " " Cap.....	10
21790	4503	Feed (lower) Cam (adjustable) complete, Nos. 401D, 1106c, 21786 to 21789 and two 129c.....	10 00
21791	4502	Feed (lower) Lever.....	10 00
21792	4502	" " " " Cover (lower).....	40
21793	4502	" " " " " (upper).....	30
21794	4503	" " " " Slide Block.....	60
21795	4503	" " " " " " Screw Stud Washer.....	20
21796	4503	Feed (lower) Lifting Cam with two 446c...	2 50
21797	4508	" (upper) Bar.....	5 00
21798	4508	" " " " Connecting Link.....	2 00
21799	4508	" " " " Hinge Bracket with 145..	3 00
21800	4504	" " " Cam and Hand Wheel with two 445c.....	4 00
21801	4509	Feed (upper) Regulator with 446c.....	2 50
21802	4508	" " " " Crank Shaft with 1813.....	5 00
21803	4508	Feed (upper) Regulator Crank Shaft Bracket.....	75
21804	4520	Feed Dog (lower) for stitching close to the iron.....	2 50
21805	4521	Feed Dog (lower) for stitching $\frac{1}{2}$ inch from iron.....	2 50
21806	4521	Feed Dog (lower) for stitching $\frac{1}{4}$ inch from iron.....	2 50
21807	4522	Feed Dog (lower) for stitching $\frac{3}{8}$ inch from iron.....	2 50
21808	4520	Feeding Foot (upper) for 21804 and 21807..	2 50
21809	4521	" " " " " 21805.....	2 50
21810	4521	" " " " " 21806.....	2 50

Numerical List.

No.	Plate	Name	Each
21811	4504	Hand Attachment Crank Lever with 3630c.	\$2 00
21812	4504	" " " " Handle (wood).....	25
21813	4511	Hand Attachment Crank Lever Handle Screw Washer.....	20
21814	4505	Hand Attachment Crank Lever Handle Stud.....	75
21815	4519	Hand Attachment Crank Lever Position Pin for 21819.....	05
21816	4504	Hand Attachment Gear with two 445c.....	4 00
21817	4504	" " " Bracket.....	3 00
21818	4504	" " " Cover.....	75
21819	4505	" " " Shaft with 21815...	75
21820	4505	" " " Pinion with two 446c.....	2 50
*21821	—	Head of Arm (lower).....	20 00
*21822	—	" " " (upper).....	20 00
21823	4519	" " " Pin.....	50
21824	—	Leg (left).....	5 00
21825	—	" (right).....	5 00
21826	4510	Lifting Presser Bar.....	1 00
21827	4512	Lifting Presser Bar Lifter complete, Nos. 11908, 21828 and 21830.....	1 50
21828	4519	Lifting Presser Bar Lifter Stop Pin for 21827.....	05
21829	4512	Lifting Presser Bar Lifting Link.....	50
21830	4509	" " " " Hinge Stud (upper) for 21827.....	25
21831	4510	Lifting Presser Bar Rock Shaft Crank with 453c and 1850.....	1 25
21832	4511	Lifting Presser Bar Sleeve (intermediate)	50
21833	4506	" " " Spring (flat).....	1 25
21834	4520	" " " Foot.....	1 25
21835	4508	Needle Bar.....	1 25
21836	4506	Pulley (loose).....	1 50
21837	4507	" " Ball Adjusting Ring.....	1 00
21838	4507	" " Collar with 765c and 1520c.....	1 00
21839	4507	" " Shaft and Ball Case.....	1 50
21840	4507	" " " " Bushing.....	75
21841	4506	Pulley (tight) with 27598, two 445c and eight 2269.....	1 00
21842	4514	Shuttle Driver.....	2 50
21843	4514	" " Flanged Bearing.....	5 00
21844	4515	" " " " Ball Adjust- ing Ring.....	2 50
21845	4514	Shuttle Driver Pinion with 457c.....	75
21846	4514	" " " Key.....	25
21847	4515	" Driving Eccentric with 434c and 832c.....	2 80
21848	4512	Shuttle Driving Eccentric Sleeve.....	3 00
21849	4512	" " Lever (forked).....	4 00
21850	4506	" " " Cover.....	75
21851	4512	" " " Rack.....	2 00

Numerical List.

No.	Plate	Name	Each
21852	4516	Shuttle Race Body.....	\$3 00
21853	4514	" " Position Plate (back).....	50
21854	4514	" " " " (front).....	50
21855	4516	" " Ring.....	1 50
21856	4514	" " " Spring.....	05
21857	—	Table (wood).....	1 00
21858	4501	" Support with two wood screws, $\frac{1}{4}$ in. No. 10.....	25
21859	4517	Thread Eyelet (short) for 11041.....	05
21860	4520	Throat Plate for 21804, for stitching close to bolt.....	4 00
21861	4520	Throat Plate Body for 21870.....	3 00
21862	4521	" " " " 21871.....	3 00
21863	4521	" " " " 21872.....	3 00
21864	4522	" " " " 21873.....	3 00
21865	4520	" " Needle Hole Plate (flush) for 21870 to 21873.....	1 00
21866	4520	Throat Plate Needle Hole Plate (raised) for 21870.....	2 00
21867	4521	Throat Plate Needle Hole Plate (raised) for 21871.....	2 00
21868	4521	Throat Plate Needle Hole Plate (raised) for 21872.....	2 00
21869	4522	Throat Plate Needle Hole Plate (raised) for 21873.....	2 00
21870	4520	Throat Plate complete for 21804, Nos. 8961, 21861, 21865 and 21866.....	6 00
21871	4521	Throat Plate complete for 21805, Nos. 8961, 21862, 21865 and 21867.....	6 00
21872	4521	Throat Plate complete for 21806, Nos. 8961, 21863, 21865 and 21868.....	6 00
21873	4522	Throat Plate complete for 21807, Nos. 8961, 21864, 21865 and 21869.....	6 00
21874	4529	Wrench for 779 (Accessories).....	25
21875	4529	" " 1306 and 1311 (Accessories)....	50
21876	4529	" " 578 (Accessories).....	1 20
21877	4501	Arm Shaft (upright) Bracket (lower) 21760 with 21761 and two each 123c and 2049... ..	90
21878	4501	Arm Shaft (upright) Bracket (upper) 21762 with 21763 and two each 123c and 2049... ..	90
25028	4511	Bobbin Winder Belt Hook for 11756.....	01
25303	4507	Arm Shaft (horizontal, lower) Gear Ball, size $\frac{1}{4}$ in.....	08
25303	4507	Pulley (loose) Ball, size $\frac{1}{4}$ in.....	08
25957	4528	Oiler with 25958 (Accessories).....	12
25958	4528	" Spout, $\frac{1}{4}$ in. long, for 25957.....	04
26151	4528	Screw Driver, small (Accessories).....	10
27129	4506	Table Drawer Runner (iron) $1\frac{1}{2}$ in. drop, with two wood screws 1 in. No. 12.....	05
27164	4514	Shuttle Driver Flanged Bearing Ball, size $\frac{1}{8}$ in.....	08

Numerical List.

No.	Plate	Name	Each
27598	—	Pulley (tight) Friction Ring (leather) for 21841	\$ 05
27639	4502	Driving Attachment Pitman Rod (lower) for 14708	05
27795	4507	Pulley (loose) Ball Adjusting Ring Set Screw Washer	—
27795	4507	Pulley (loose) Shaft and Ball Case Set Screw Washer	—
29599	4519	Arm Shaft (horizontal, lower) Oil Tube Packing (felt) for 11119 and 18130,per 100..	25
29599	4519	Arm Shaft (horizontal, upper) Oil Tube Packing (felt) for 11119 and 18130,per 100..	25

PLATE 4500—ONE-NINTH SIZE

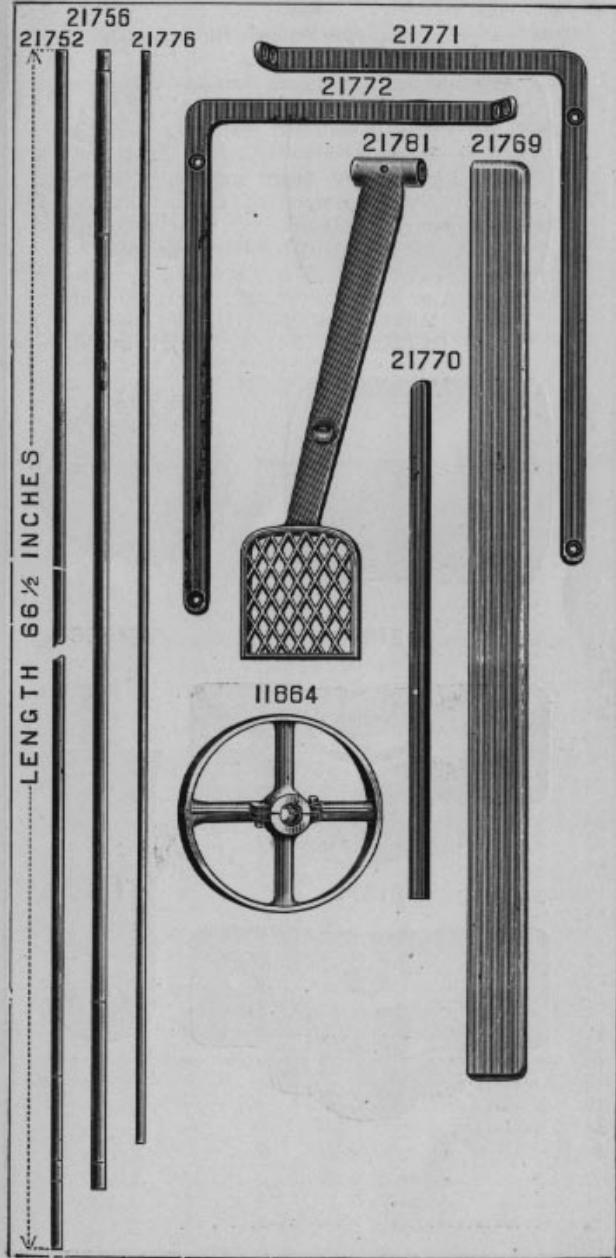


PLATE 4503—FULL SIZE





PLATE 4504—ONE-FOURTH SIZE



From the library of: Diamond Needle Corp

PLATE 4505—ONE-HALF SIZE





PLATE 4506—ONE-FOURTH SIZE



From the library of: Diamond Needle Corp

PLATE 4507—FULL SIZE




PLATE 4508—ONE-HALF SIZE

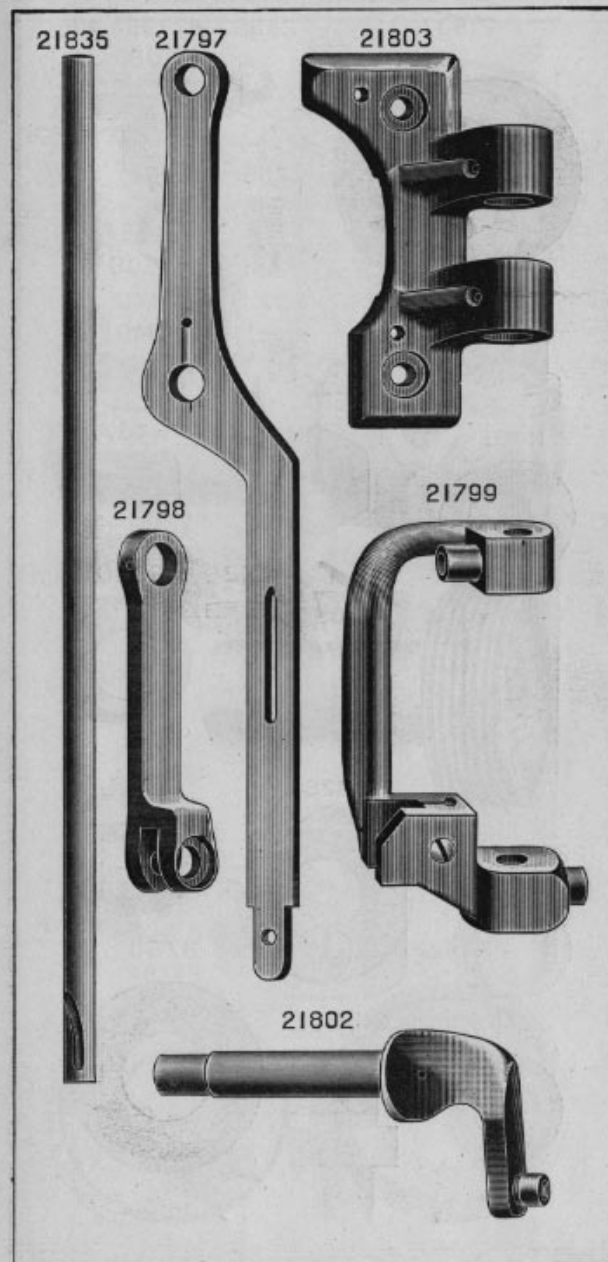


PLATE 4509—FULL SIZE




PLATE 4510—ONE-HALF SIZE

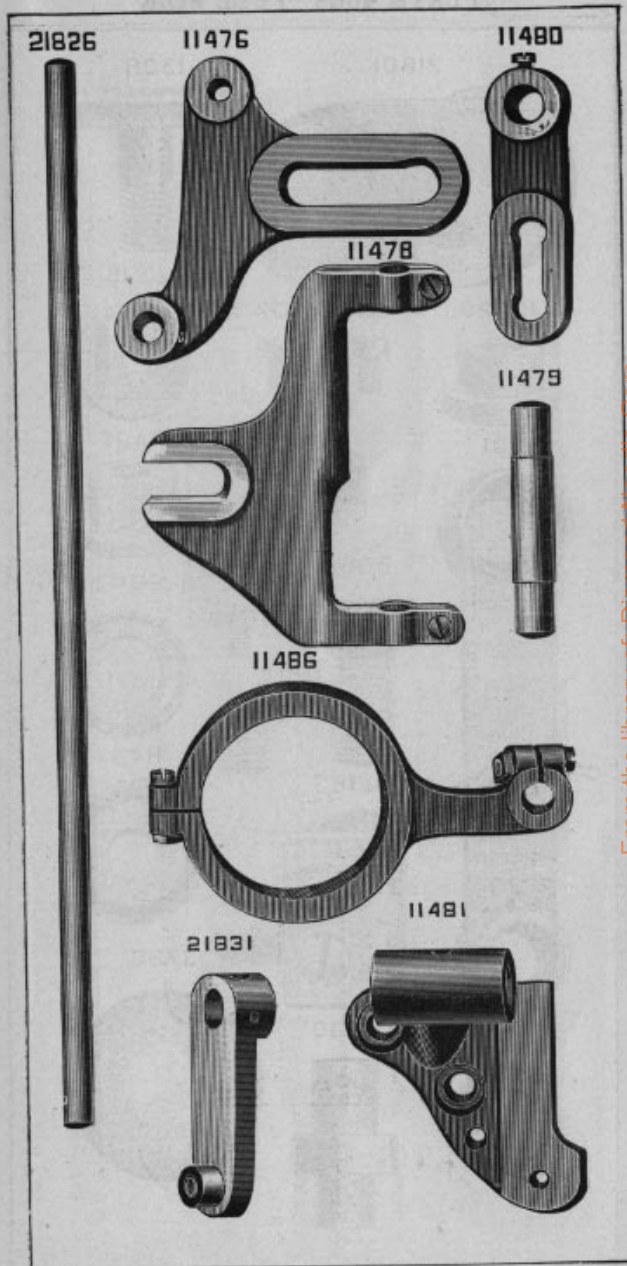


PLATE 4511—FULL SIZE




PLATE 4512—ONE-HALF SIZE




PLATE 4513—FULL SIZE

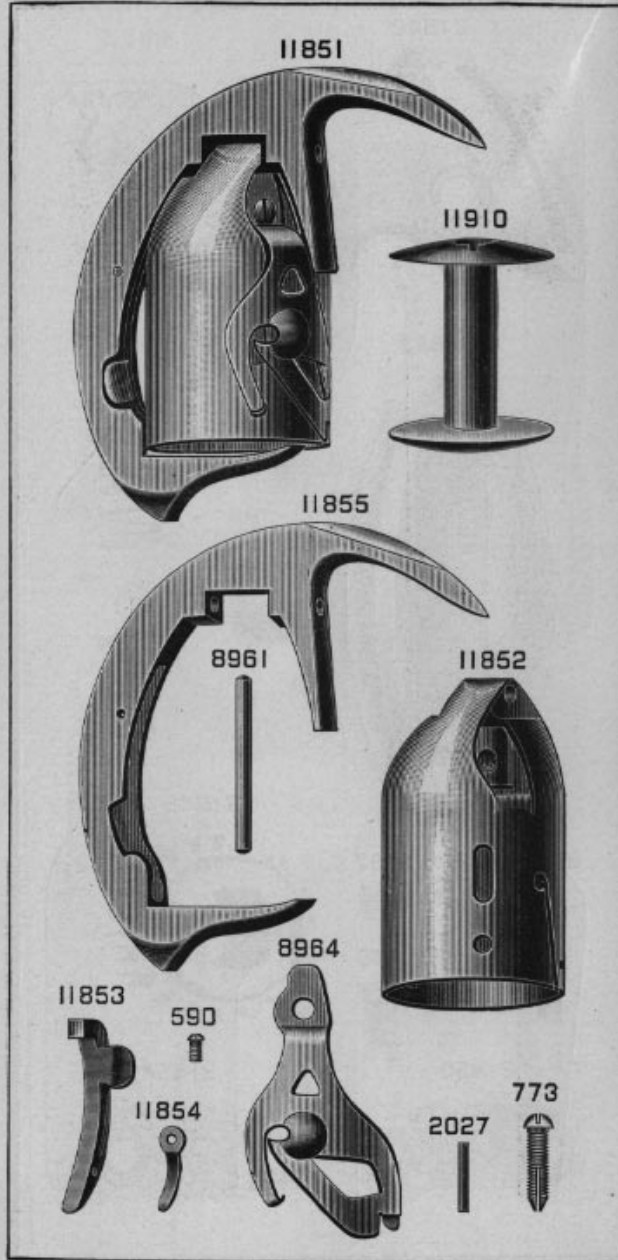



PLATE 4514—FULL SIZE



From the library of: Diamond Needle Corp

PLATE 4515—FULL SIZE




PLATE 4516—ONE-HALF SIZE




PLATE 4517—FULL SIZE


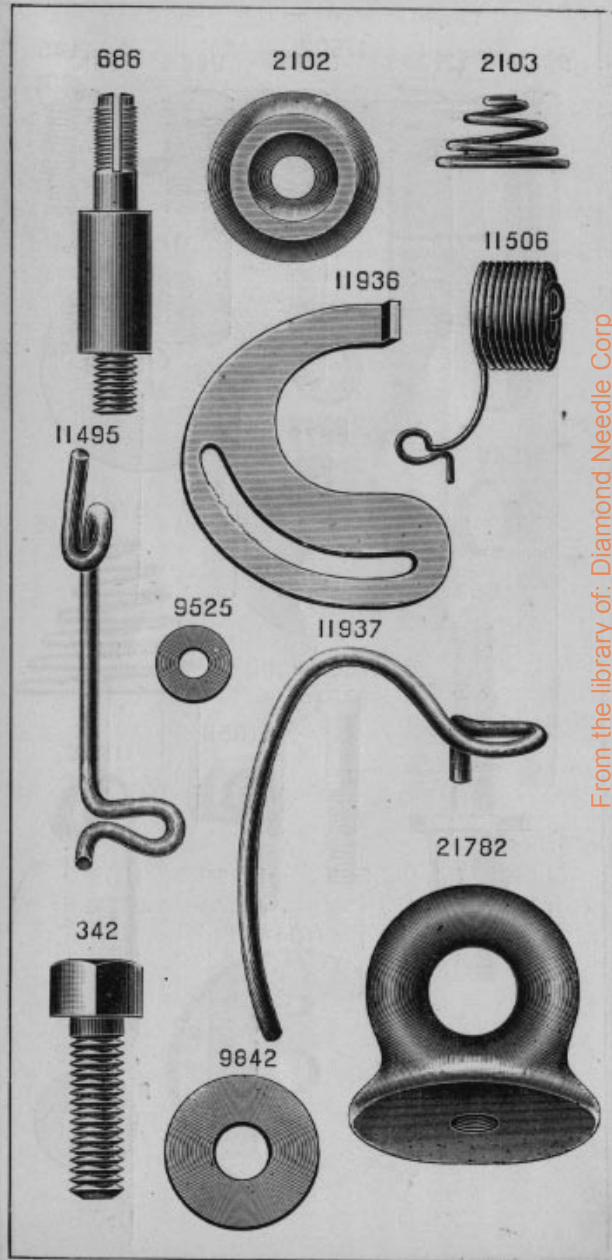


PLATE 4518—FULL SIZE



From the library of: Diamond Needle Corp

PLATE 4519—FULL SIZE




PLATE 4520—FULL SIZE

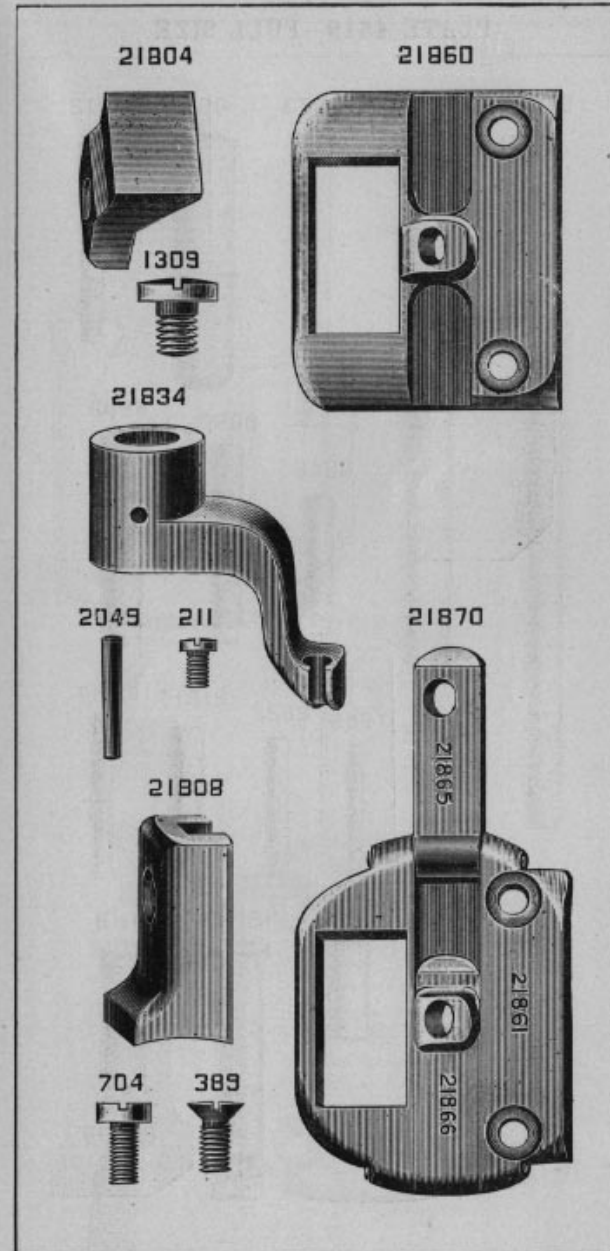


PLATE 4521—FULL SIZE

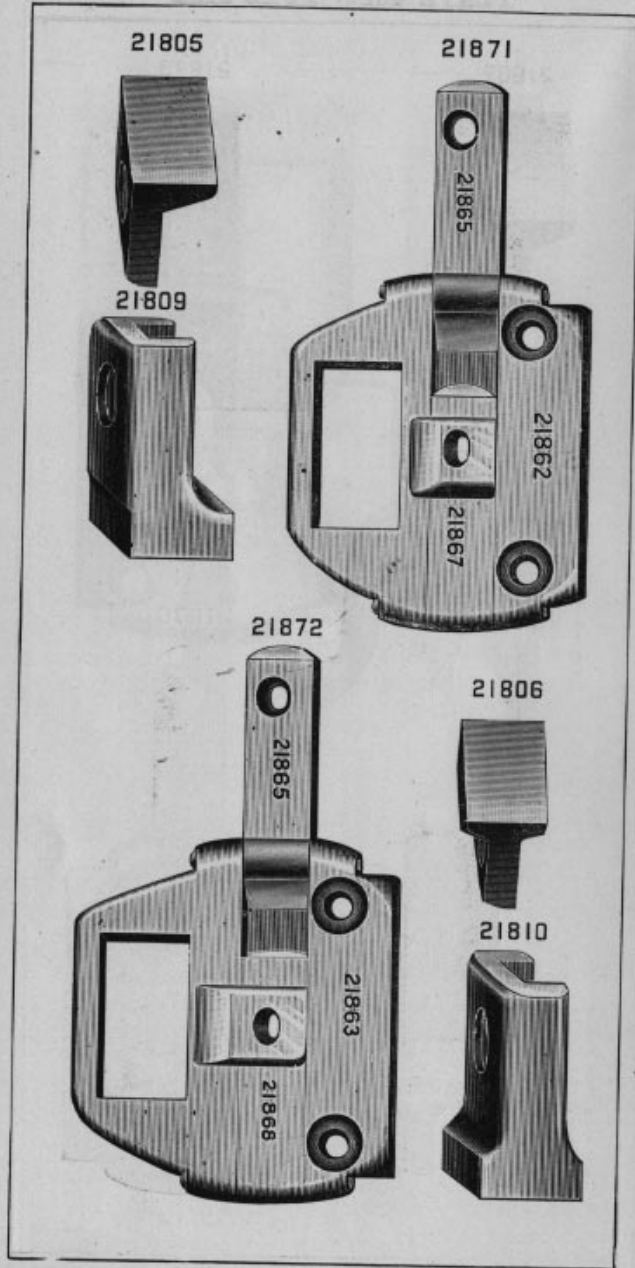


PLATE 4522—FULL SIZE

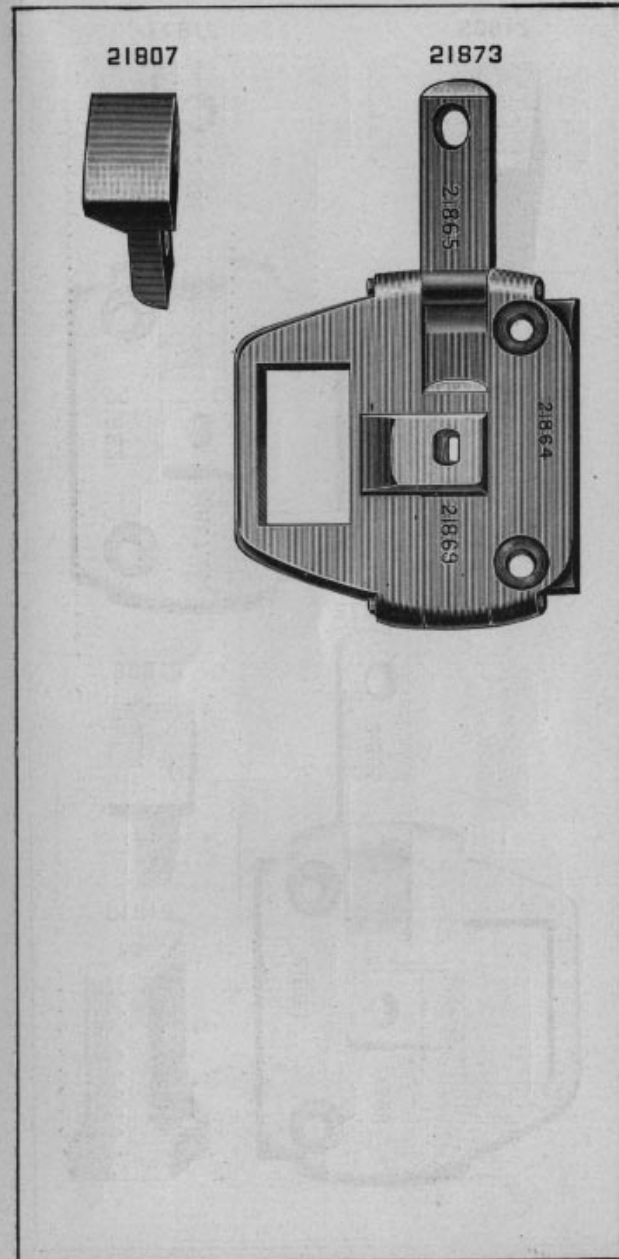


PLATE 4525—FULL SIZE




PLATE 4526—FULL SIZE




PLATE 4527—FULL SIZE

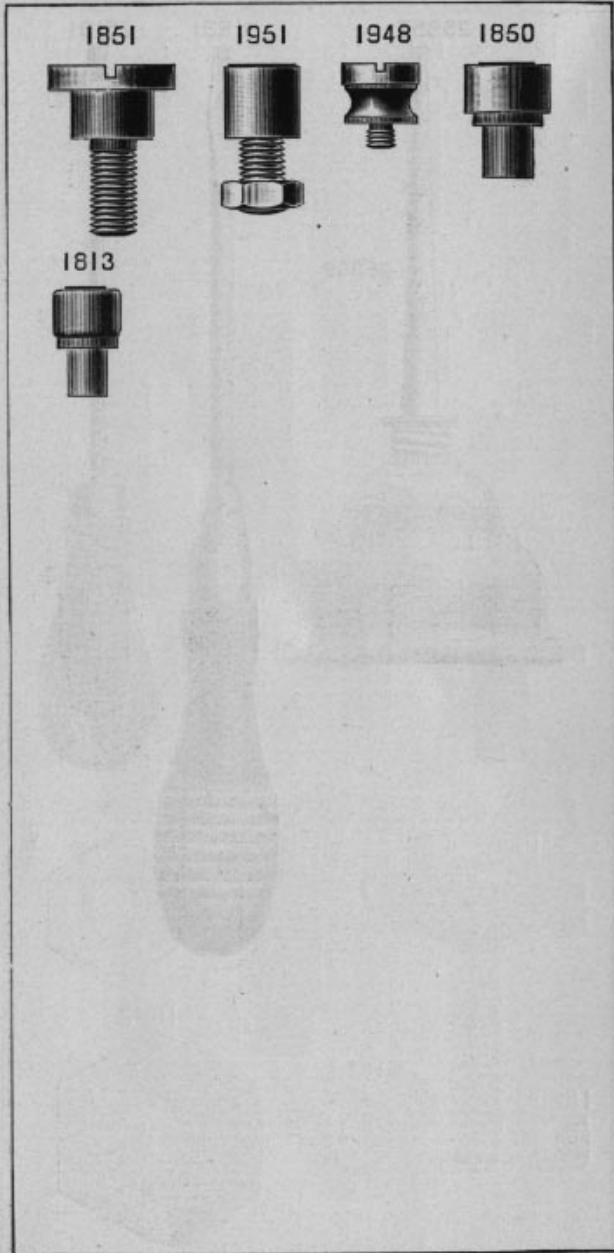


PLATE 4528—ONE-HALF SIZE




PLATE 4529—ONE-HALF SIZE

